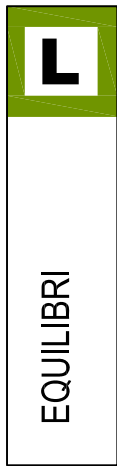



PARÀMETRES DE REFERÈNCIA:
DIFICULTAT DE CONTROL

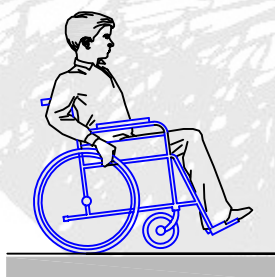


L.7 -- PAVIMENT: Antilliscant



- Paviment exterior.
- Desnivells.
- Escales.
- Locals humits.

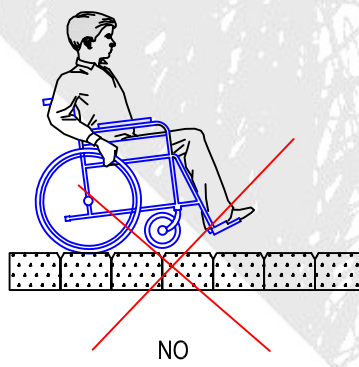
L.8 -- PAVIMENT: Compacte i regular



CORRECTE



NO



NO

L.9 -- PAVIMENT: Fixat al suport

